

Lettuce



Butterhead · Open Field

MAFALDA

HR: BI: 16 – 33EU, Nr: 0; IR: LMV: 1.

- ▶ large, medium blond lettuce with a broad-round, voluminous head that closes early and fills slowly, providing a longer harvesting period
- ▶ robust against bolting and strong against tipburn



Mafalda



SUSANA

HR: BI: 16 – 22, 24, 25, 28, Nr: 0; IR: LMV: 1.

- ▶ fresh green, shiny, medium-large butterhead lettuce
- ▶ very heat-resistant, strong against tipburn, extremely robust against bolting as well as unsusceptible against bottom rot



Susana

SYLVESTA

HR: BI: 16, 17, 19, 21, 23, Nr: 0; IR: LMV: 1.

- ▶ medium green coloured variety with heavy heads, robust against bolting
- ▶ for years a very popular variety for amateur gardeners because of combination of appealing seedling quality and cultivation security



EDOX (red)

HR: BI: 16, 17, 21, 23; IR: LMV: 1.

- ▶ medium-large, red butterhead lettuce for the entire open field season
- ▶ reliable formation of heads, fine leaves



Edox

ESTELLE

HR: BI: 16 – 22, 24, 25, 28 – 33EU, Nr: 0; IR: LMV: 1.

- ▶ large, blond, with a lot of surrounding leaves for filling boxes
- ▶ Estelle is very vigorous; it should not be forced in the summer by dosages of nitrogen or excessive watering

Butterhead · Greenhouse

JOHN

HR: BI: 16 – 28.

- ▶ John is a special selection for greenhouse cultivation during increased daylight hours
- ▶ uniform variety with light green leaves and well-filled heads; for short cultivation times
- ▶ very attractive seedlings with round leaves



John

LARISSA

- ▶ well-trying, large-headed, blond forcing lettuce for heated and cold early cultivation
- ▶ very nice, round-leaved seedlings

Iceberg Lettuce

TEMPLIN

HR: BI: 16 – 33EU, Nr: 0.

- ▶ proved standard variety for year-round cultivation
- ▶ very upright, voluminous iceberg lettuce, easy to harvest with slightly flat-round heads
- ▶ secure head formation, even in summer heat
- ▶ long harvesting period, ideal for packs of 8 to 10 heads
- ▶ very strong against tipburn, robust, reliable cultivation



GONDAR

HR: BI: 16 – 33EU, Nr: 0.

- ▶ very voluminous, well-trying standard for all locations
- ▶ the flat-round heads are easy to pack and lie secure in boxes
- ▶ early closing, heavy heads, long harvesting period






CALMAR

- ▶ amateur variety
- ▶ cultivation from spring until autumn



Butterhead Lettuce

Cultivation Recommendation – for Northwest European climatic conditions –

Variety	Plants/m ²	Jan.	Feb.	March	April	May	June	July	Aug.	Sept.	Oct.	Nov.	Dec.
MAFALDA	9–11			[Light green bar from March to Sept.]									
SYLVESTA	10			[Light green bar from March to Aug.]									
ESTELLE	9–11			[Light green bar from March to Sept.]									
SUSANA 	9–11			[Light green bar from March to Aug.]									
EDOX (red)	10			[Light green bar from March to Sept.]									
LARISSA 	16		[Light blue bar]			[Light blue bar]					[Light blue bar]		
JOHN 	14–16	[Light blue bar]			[Light blue bar]								[Light blue bar]


Iceberg Lettuce

Cultivation Recommendation – for Northwest European climatic conditions –

Variety	Plants/m ²	Jan.	Feb.	March	April	May	June	July	Aug.	Sept.	Oct.	Nov.	Dec.
GONDAR	7		[Light green bar]							[Light green bar]			
TEMPLIN	7–8			[Light green bar]									


Batavia Lettuce

Cultivation Recommendation – for Northwest European climatic conditions –

Variety	Plants/m ²	Jan.	Feb.	March	April	May	June	July	Aug.	Sept.	Oct.	Nov.	Dec.
BATAVIA	7–8		[Light green bar]										
LENY 	16	[Light blue bar]			[Light blue bar]					[Light blue bar]			



Lollo Lettuce

Cultivation Recommendation – for Northwest European climatic conditions –

Variety	Plants/m ²	Jan.	Feb.	March	April	May	June	July	Aug.	Sept.	Oct.	Nov.	Dec.
LOLLO	9–11		[Light green bar]										
BARTIMER 	14–16	[Light blue bar]		[Light blue bar]								[Light blue bar]	

Oakleaf Lettuce

Cultivation Recommendation – for Northwest European climatic conditions –

Variety	Plants/m ²	Jan.	Feb.	March	April	May	June	July	Aug.	Sept.	Oct.	Nov.	Dec.
OAKLEAF	11		[Light green bar]										
NAVARA 	16	[Light blue bar]		[Light blue bar]						[Light blue bar]			
VEREDES 	16	[Light blue bar]		[Light blue bar]						[Light blue bar]			

Romaine Lettuce

Cultivation Recommendation – for Northwest European climatic conditions –

Variety	Plants/m ²	Jan.	Feb.	March	April	May	June	July	Aug.	Sept.	Oct.	Nov.	Dec.
TANTAN	14–16		[Light green bar]										

 planting (open field)
  harvest (open field)
  planting (greenhouse) 
  harvest (greenhouse) 
  excellent seedling quality

Note: Depending on climate, location and cultivation, recommendations can differ from above diagrams.